


HAIRMAX®
The science of hair growth.®



DESIGN BY *pininfarina*

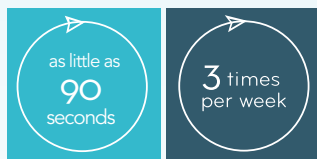
HairMax®

LaserBand 82

QUICK START GUIDE

Your HairMax® is a highly effective device when used correctly. It is manufactured using precision components and should last 10-15 years with normal use. Please take time to read the User Manual before operating your HairMax.

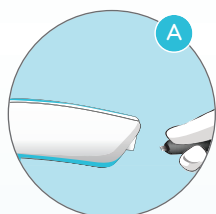
LaserBand 82 Model



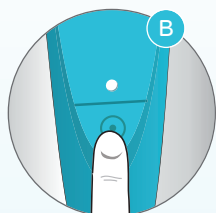
Use the LaserBand 82 for as little as 90 seconds, 3 times a week, ideally every other day (for example Monday, Wednesday, Friday).

For maximum benefit:

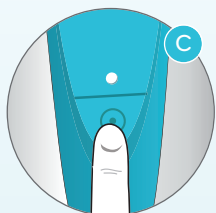
- Scalp should be clean, free of any styling products (hair can be dry, towel dry or damp)
- Use your HairMax prior to applying styling products (these can build up and impede the laser light)
- Regularly clean the laser window with a damp cloth. Do not use harsh detergents or cleaning products on any part of your HairMax



Charge your HairMax for 4-5 hours before initial use. Charge your HairMax by plugging the power cord directly into the charging socket on the bottom right side of your HairMax (Figure A). Plug the other end into an electrical socket. See page 10 of the User Manual for the correct orientation of the power cord.



The indicator light on the power button will flash during the charging process. A steady light indicates your HairMax is fully charged (Figure B).




Before beginning treatment, test your HairMax for sensitivity (see page 5 of the User Manual). Next, press the power button once to activate the 30-second treatment method OR twice for the 4-second treatment method (Figure C). See page 11 of the User Manual for a more in-depth explanation of the two treatment methods.

NOTE - POSITION THE LASERBAND WITH THE POWER BUTTON ON THE RIGHT SIDE OF YOUR HEAD.

Choose either the 30-second OR the 4-second treatment method. (Do not treat your hair with both methods.)

30-Second Treatment Method

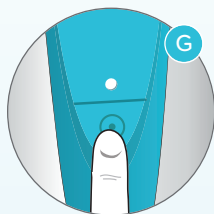
Press the power button once to select the 30-second treatment method. Place your HairMax at your hairline and leave it in place until it vibrates (Figure D). Next, slide your HairMax to the middle portion of your scalp using light pressure so the teeth can separate your hair (Figure E). When your HairMax vibrates again, slide it to the last spot on your scalp (Figure F). You have completed today's treatment.



4-Second Treatment Method

Press the power button twice to select the 4-second treatment method. Place your HairMax at your hairline and leave it in place until it vibrates (Figure D). Next, slide your HairMax to the middle portion of your scalp using light pressure so the teeth can separate your hair (Figure E). When your HairMax vibrates again, slide it to the last spot on your scalp (Figure F). This completes the first pass of your treatment. **Repeat this process 6 times to complete today's treatment.**

After treatment, turn off your HairMax by pressing and holding the power button until the indicator light turns off (Figure G). Remove your HairMax from your head and plug it into the charger for future use.



HairMax® offers alternate teeth sizes (shorter or longer) to maximize the fit and comfort of your device. See the User Manual for more information.

Please Note:

- The time required for treatment with the HairMax[®] LaserBand 82 is as little as 90 seconds.
- Your HairMax will automatically turn off after 10 minutes.
- While there are no negative effects from overuse, it is recommended that you use your HairMax according to the directions.
- Your HairMax has advanced electronics to ensure the device is working properly. If for some reason you are experiencing difficulties with your device, before sending it back to us for repair, refer to the troubleshooting section of your User Manual on page 14.
- For further assistance call +1-561-417-0200.

Corporate Office – Customer Service – Warranty Repairs

Lexington Intl., LLC
1040 Holland Drive
Boca Raton, Florida 33487 USA

Direct line +1 561-417-0200

Toll Free 1-866-527-3726

Monday - Friday 9 AM - 5 PM EST

United States 1-866-527-3726

United Kingdom 0808-134-9868

Australia 1-800-937-358

Authorized Representative in Europe
(Regulatory Affairs Only):

Emergo Europe, Molenstraat 15, 2513 BH The Hague, The Netherlands.
Tel: (31) (0) 70 345-8570 Fax: (31) (0) 70-345-7299

Australian Sponsor: Emergo Australia
Level 20, Tower II Darling Park, 201 Sussex Street
Sydney, NSW 2000 Australia

Register

To validate your warranty, register
online at www.hairmax.com/warranty

HairMax devices are indicated to treat Androgenetic Alopecia, and promote hair growth in **males** who have Norwood Hamilton Classifications of IIa to V and in **females** who have Ludwig (Savin) I-4, II-1, II-2, or frontal patterns of hair loss and who both have Fitzpatrick Skin Types I to IV.

Patent www.HairMax.com/patents

© Copyright 2018 Lexington Intl., LLC. All rights reserved.

Warning Label



Serial Number

